

TECHNICAL DATA:

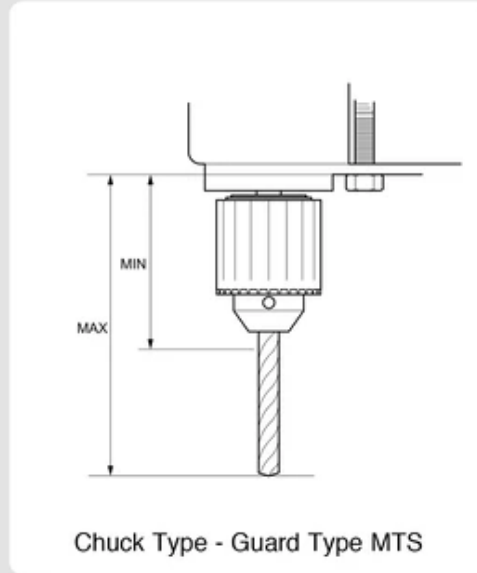
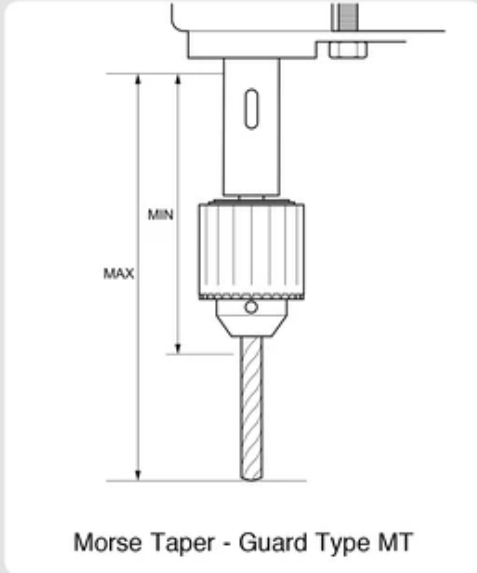
PEDESTAL & BENCH DRILLING MACHINE GUARDS - MT, MTS & HTS SELECTION BY TOP FIXING

Measure Maximum and Minimum Spindle exposure.
Chose a model to suit these dimensions = **Model**.

Select a fixing top to match either the shape of
depth stop or the circular collar = **Top Type**.

Measure across the fixing area for size = **Top Size & Bore**.

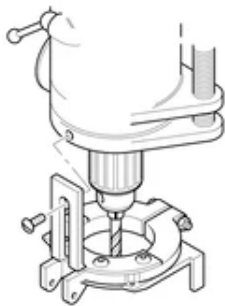
Example. MT/2/90mm Dia. Make and Model of machine is also helpful.



TECHNICAL DATA:

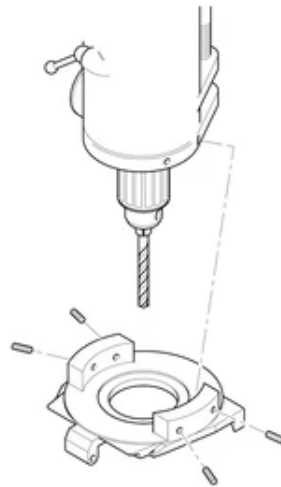
DIFFERENT TYPES OF TOP FIXINGS TO SUIT DRILLING MACHINES DEPTH STOP/NON ROTATING COLLARS

No4 (MT / HT)



This top casting has a single steel upright tongue which is attached to the machine by drilling and tapping a 6mm holes and bolting the guard direct to the depth stop casting.

No5 (MT / HT)



Bored to secure sides of depth-stop casting

No6 (MT / HT)

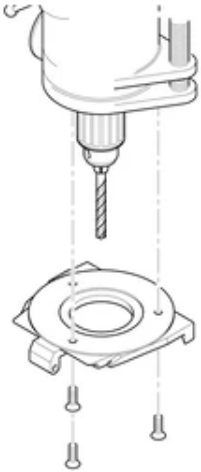


This has front and rear uprights for fitting to the non-rotating collar of machines. Should the machines have automatic feed and gear box, you will need to add C/A after the top choice has been selected. Max Spindle dia 70mm.

TECHNICAL DATA:

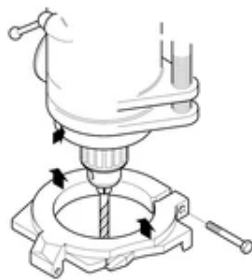
DIFFERENT TYPES OF TOP FIXINGS TO SUIT DRILLING MACHINES DEPTH STOP/NON ROTATING COLLARS

No1 (MT / HT)



This is for fitting under the Bearing Housing and can take the place of the dust cover plate. Where quill retracts into the Head it is fitted by drilling and tapping the underneath side of the head and bolted by means of countersunk screws to the machine.

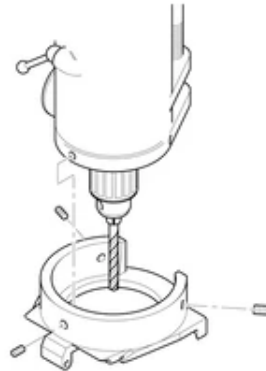
No2 (MT / HT)



Clip type bored out to suit collar size 40mm to 104mm Max.

Depth stop bracket may require raising to expose the clamping area.

No3 (MT / HT)



This is a special top, designed for Pollard Corona machines, model 15AX, on which the stop gauge bar rod is situated at the rear of the pear shaped stop gauge bar casting.

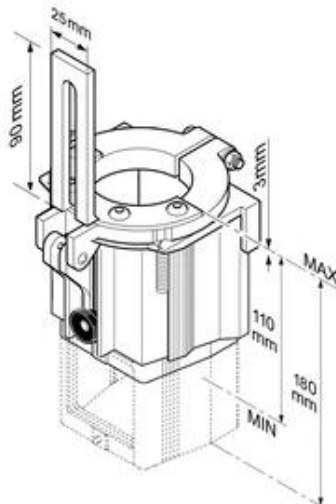
No3 LH (MT / HT)



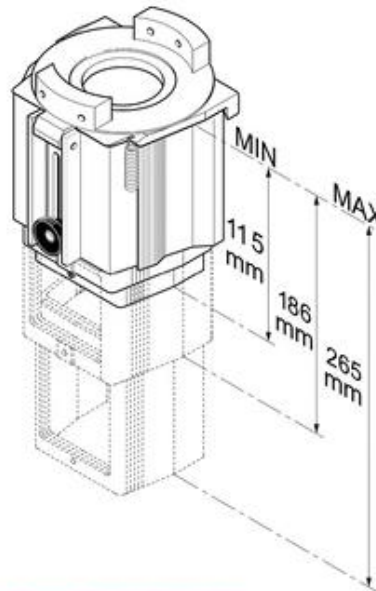
This is a special top, designed for Pollard Corona machines, models 150 and 15AY, on which the stop gauge bar rod is situated on the left of the pear shaped stop gauge bar casting.

TECHNICAL DATA: PEDESTAL & BENCH DRILLING MACHINE GUARDS - MT, MTS & HTS - SELECTION BY LENGTH

Model MTS/4 - Guard Top No 4
Max chuck dia 70mm

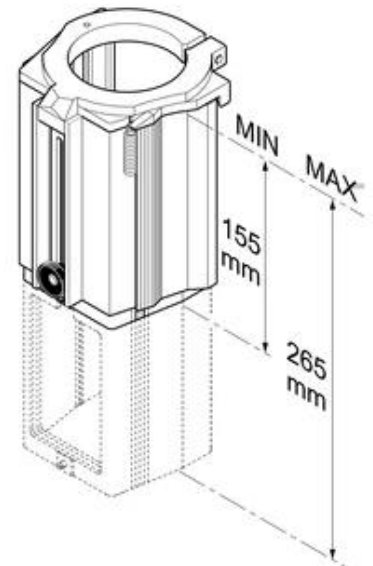


Model MT/6 - Guard top No 6
Max chuck dia 63mm



Model HTS/2 - Guard Top No 2
Max chuck dia 40mm < 101mm

Special adaptor required for collars 101mm < 110mm



If possible please give full details of machine when ordering.